



Echelon  
CABINETS

THE  
*Collection*

FALL 2019



Kitchens are more than where we cook. They're where we create special moments, memories, and shared joy with those we love.

Echelon Cabinetry allows you to create so much more than your dream kitchen; we help you craft an experience that will delight you every day. Quality materials, elegant styles, and all the refinements that make your kitchen a seamless extension of your life. With Echelon Cabinetry, you can expect a great experience building and enjoying your beautiful new kitchen.



When Precisionware, Inc. was founded in 1948 as a kitchen cabinet manufacturer in the heart of Pennsylvania, no one imagined that we would be a thriving leader in the American cabinetry market 70 years later.

Throughout our history, **acpi** has gone through several name changes, been both publicly and privately owned, and has expanded into a national presence. One thing that hasn't changed is our commitment to building high-quality cabinets right here at home. Manufactured in Thompsettown, PA, we offer over 30 door styles and a wide variety of stain and paint finishes to suit any style. Competitive pricing, lead times, and logistics solutions allow us to deliver well-crafted cabinetry at a great value.

Best yet, all of our cabinetry lines are certified for KCMA's Environmental Stewardship Program, meaning you can trust that you are putting a safe product in your home for your family to enjoy for years to come. That's a legacy we're proud of.





**Sustainable.  
Durable.  
Affordable.  
Stylish.**

**OUR COMMITMENT TO OUR CABINET PRODUCTS & SUSTAINABILITY**

Sustainability has emerged as an important component in our everyday lives, directly shaping our daily activities and the products we purchase. As a leading manufacturer of high-quality wood cabinets, Echelon Cabinetry recognizes the importance of protecting the environment and using resources responsibly.

All our products are **CARB ATCM 93120 Phase 2 and TSCA Title VI compliant**, and we are proud to carry the KCMA's ESP certification.

Introduced in 2006, KCMA developed the Environmental Stewardship Program (ESP) to encourage practices that benefit the environment and communities served by cabinet manufacturers. The ESP certification program holds the cabinetry industry to high standards for their products, forest sustainability and manufacturing processes.

Through the ESP we are systematically reducing our environmental footprint and providing environmentally conscious products to our customers as well.



ADDISON 5-PC shown in Alpine White enamel paint finish  
Photo courtesy of M/I Homes





# Ascent Collection

## Create a space for everyday moments.

The Ascent Collection provides high-quality cabinetry with on-trend styles to create spaces crafted to perfection.

### CONSTRUCTION SERIES

Premier™ and AllWood™

### AVAILABLE SPECIES

- B** Birch Doors (veneer center panels)
- O** Oak Doors (veneer center panels)
- P** Painted Doors (MDF center panels)
- T** Thermofoil Doors (MDF cores)



# Ascent Collection



BENTON™  
Standard Reveal

O



HARGROVE™ †  
Standard Reveal

B



HERNDON™  
Standard Reveal

O



MANOR™ FOL  
Full Overlay

T



MARIANNA™ FOL  
Full Overlay

T



MARIANNA™ SR  
Standard Reveal

T



SALERNO™ 5-PC  
Standard Reveal

B P



SALERNO™ SLAB  
Standard Reveal

B P



SUTTON™ SR  
Standard Reveal

T



TOURAINÉ™ 5-PC  
Standard Reveal

B P



TOURAINÉ™ SLAB  
Standard Reveal

B P





MANOR™ SR  
Standard Reveal T



SUTTON™ FOL  
Full Overlay T

**B** STAIN FINISHES:



Double Espresso



Truffle



Espresso



Autumn Brown



Nutmeg



Mocha



Café



Toffee

† **Hargrove** is available in Café, Espresso, Mocha, and Toffee only.

**O** STAIN FINISHES:



Mocha



Honey


**P** ENAMEL PAINT\* FINISHES:




Onyx



Slate




Linen



Alpine White

**T** THERMOFOIL FINISH:



White

\*Enamel paints are premium finishes. Additional charges apply.  
Visit [echeloncabinetry.com/paint-disclosure](http://echeloncabinetry.com/paint-disclosure) for more information on our painted finishes.

# Prestige Collection

**Elevate your home** with Echelon Cabinetry's Prestige Collection, combining premium finishes and elegant styles that truly reflect your personality and lifestyle.

## CONSTRUCTION SERIES

Premier™, AllWood™, and Pinnacle™

## AVAILABLE SPECIES

- M** Maple Doors (veneer center panels)
- P** Painted Doors (MDF center panels)



ADDISON™ 5-PC **M P**  
Full Overlay



ADDISON™ SLAB **M P**  
Full Overlay



BELLEVIEW™ **M P**  
Full Overlay



BRISBIN™ **M P**  
Standard Reveal





ROSSITER 5-PC shown in Storm maple stain finish  
Photo courtesy of M/J Homes

# Prestige Collection



CHESWICK™  
Standard Reveal (M) (P)



FREEMAN™  
Full Overlay (M) (P)



JACKSON™ +  
Standard Reveal (P)



NORWICH™ 5-PC ++ (M) (P)  
Standard Reveal



NORWICH™ SLAB ++ (M) (P)  
Standard Reveal



ROSSITER™ 5-PC (M) (P)  
Full Overlay



ROSSITER™ SLAB (M) (P)  
Full Overlay



TREVINO™ 5-PC (M) (P)  
Full Overlay



TREVINO™ SLAB (M) (P)  
Full Overlay



WESTON™ 5-PC (M) (P)  
Full Overlay



WESTON™ SLAB (M) (P)  
Full Overlay



WESTON™ ARCH (M) (P)  
Full Overlay



Cheswick shown in Mocha maple stain finish



FREEMAN shown in Alpine White enamel paint finish  
Photo courtesy of Murray Hill Homes

**M** STAIN AND GLAZE\* FINISHES:




Double Espresso



Truffle



Espresso



Autumn Brown



Nutmeg



Storm



Mocha



Café



Toffee



Greystone




Crystal



Nutmeg  
Ebony Glaze



Storm Ebony Glaze



Mocha Ebony Glaze



Café Ebony Glaze



Toffee Ebony Glaze



Toffee Taupe Glaze



Greystone  
Ebony Glaze



Greystone  
Pewter Glaze



Greystone  
Taupe Glaze



Greystone  
Frost Glaze



Crystal  
Taupe Glaze

† † **Norwich 5-PC and Slab** are not available in **Crystal** or **Greystone** stain finishes or any corresponding glaze finishes.

**P** ENAMEL PAINT\* AND GLAZE\* FINISHES:



Onyx



Baltic



Slate




River Rock




Latte



Dove



Linen



Alpine White



Onyx Pewter Glaze



Onyx Taupe Glaze



Onyx Frost Glaze



Baltic Ebony Glaze



Baltic Frost Glaze



Slate Ebony Glaze



Slate Taupe Glaze



Slate Frost Glaze



River Rock  
Ebony Glaze



River Rock  
Pewter Glaze



River Rock  
Taupe Glaze




River Rock  
Frost Glaze



Latte Ebony Glaze



Latte Pewter Glaze



Latte Taupe Glaze



Latte Frost Glaze



Dove Ebony Glaze



Dove Pewter Glaze



Dove Taupe Glaze



Dove Frost Glaze



Linen Ebony Glaze



Linen Pewter Glaze



Linen Taupe Glaze



Linen Frost Glaze



Alpine White  
Ebony Glaze



Alpine White  
Pewter Glaze



Alpine White  
Taupe Glaze

\*All glazes and enamel paints are premium finishes. Additional charges apply. Visit [echeloncabinetry.com/paint-disclosure](http://echeloncabinetry.com/paint-disclosure) for more information on our painted finishes.

† **Jackson** is available in **Alpine White** and **River Rock** enamel paint finishes.



EDINBURGH 5-PC shown in Onyx enamel paint finish  
Island shown in Storm maple stain finish



# Summit Collection


Experience inspiration every day with Echelon Cabinetry's Summit Collection, which combines elegant and timeless styles with premium finishes to create the home of your dreams.

## CONSTRUCTION SERIES

Premier™, AllWood™, and Pinnacle™

## AVAILABLE SPECIES

- C** Cherry Doors (solid center panels)
- M** Maple Doors (solid center panels)
- P** Painted Doors (MDF center panels)



# Summit Collection



ARDMORE™ **C M P**  
Full Overlay



BEDFORD™ **M P**  
Full Overlay



CARLISLE™ † **M P**  
Full Overlay



EDINBURGH™ 5-PC **M P**  
Full Overlay



EDINBURGH™ SLAB **M P**  
Full Overlay



LANGDON™ 5-PC **C**  
Full Overlay




LANGDON™ SLAB **C**  
Full Overlay



LANGDON™ ARCH **C**  
Full Overlay



LISBURN™ **M P**  
Full Overlay




SOUTHAMPTON™ **M P**  
Full Overlay




CARLISLE shown in River Rock enamel paint finish  
Photo courtesy of M/I Homes

**M** STAIN AND GLAZE\* FINISHES:



† Carlisle is not available in glaze finishes, **Crystal** maple stain finish, or **Greystone** maple stain finish.

**P** ENAMEL PAINT\* AND GLAZE\* FINISHES:



\*All glazes and enamel paints are premium finishes. Additional charges apply. Visit [echeloncabinetry.com/paint-disclosure](http://echeloncabinetry.com/paint-disclosure) for more information on our painted finishes.

† Carlisle is not available in glaze finishes.

**C** STAIN AND GLAZE\* FINISHES:



Double Espresso



Espresso




Autumn Brown



Nutmeg



Storm



Mocha



Crystal



Nutmeg  
Ebony Glaze



Storm  
Ebony Glaze



Mocha  
Ebony Glaze



Crystal  
Ebony Glaze

\*All **glazes** are **premium finishes**. Additional charges apply.



BEDFORD shown in Alpine White and Baltic enamel paint finishes  
Courtesy of the Martin Residence, Chicago, IL




It's the details that turn an everyday experience into a joy, and it's the accessories that turn your kitchen into a space that works seamlessly for you.

Edinburgh 5-PC shown in Linen enamel paint with Pewter Glaze finish



Pull-Down Shelving System



Drawer Utensil Organizer



K-Cup Wood Tray Insert



Spice Drawer Insert



Pull-Out Shelf Trays



Lazy Susan



Pegged Dish Organizer



Deluxe Pull-Out Shelf Trays



Pots and Pans Organizer



Cooking Pull-Out Organizers



Heavy Duty Mixer Lift



Pantry Pull-Out Shelf System

elements®

ORGANIZATIONAL SOLUTIONS

From pull-outs that keep everything in its place to elegant wine bars and buffets that enrich a room with their charm, Echelon Cabinetry's extensive Elements collection gives you all the options you need to turn your space into a custom kitchen built just for you.

## 17-Step Furniture Quality Finish

Consistent quality, long-lasting color, and distinctive wood grain characteristics are your assurance of lasting beauty with Echelon's exclusive 17-step finishing process.

- 1 2** All surfaces are machine- and hand-sanded. Then the dust particles are mechanically removed.
- 3** Pre-stains are applied evenly to provide base color uniformity.
- 4 5 6** Specially formulated stain is hand-sprayed. The stained products undergo a slow drying process. Then a chemical-resistant sealer is applied.
- 7 8 9 10** Sealed products are baked to ensure a complete cure throughout. The sealed surfaces are hand-sanded with ultra fine sandpaper. Products are then quality inspected for cleanliness and smoothness. Catalyzed varnish is applied.
- 11 12 13 14** Product backs are sprayed with a conversion finish. Then they are sanded with fine grit sandpaper. All dust particles are mechanically removed. Product backs are then sprayed with a conversion varnish.
- 15 16 17** Product fronts are sprayed with a conversion finish. Then they are sanded with fine grit sandpaper. Product fronts are then sprayed with a conversion varnish.



### CONSTRUCTION SERIES

	FEATURE	PREMIER	ALLWOOD	PINNACLE
DRAWERS AND GUIDES	Nominal 1/2" thick Dovetail Hardwood Drawers (21" deep) with Side-Mounted Drawer Guides	✓	✓	
	Nominal 5/8" thick Dovetail Hardwood Drawers (21" deep) with Under-Mount Epoxy Guides	+	+	
	Nominal 5/8" thick Dovetail Hardwood Drawers (21" deep) with Full-Access Soft-Close Hidden Guides	+	+	✓
HINGES	6-way Adjustable Hidden Hinges	✓	✓	
	6-way Gentle-Touch Soft-Close Hidden Hinges	+	+	✓
SHELVING	Nominal 5/8" thick Adjustable Wall and Base Composite Panel Shelving	✓		
	Nominal 5/8" thick Adjustable Wall and Base Hardwood Plywood Shelving		✓	✓
BOX CONSTRUCTION	3/4" thick Kiln Dried Solid Hardwood Frames	✓	✓	✓
	Nominal 1/2" thick composite end panels with matching laminate exterior surfaces	✓		
	Nominal 1/2" thick plywood end panels with natural birch veneer interior and matching laminate exterior surfaces		✓	✓
	Oak, maple, or cherry veneer exterior end panel surfaces	+	+	+
CUSTOMIZATION OPTIONS	Glass Door Inserts	+	+	+
	Paint Finishes	+	+	+
	Glaze Finishes	+	+	+
	Flush Finished End Panels			+

All Echelon products carry a 5-Year Limited Warranty

✓ Standard Offering    + Upgrade Option (upcharge may apply)

# Echelon<sup>®</sup>

CABINERY

High-Quality. Great Value. **Peace of Mind.**

[www.echeloncabinetry.com](http://www.echeloncabinetry.com)

*Proudly Made in America*

Trademark owned by ACProducts, Inc.

©ACPI LINEBROCHECH 08/19 Printed in the USA

Echelon Cabinetry products are certified by KCMA.



Kitchen Cabinet Manufacturers Association  
Environmental Stewardship Program  
All Products Impact the Environment  
For ESP Program Criteria, Visit [kcmia.org](http://kcmia.org)

Echelon Cabinetry is part of the Kitchen Cabinet Manufacturers Association (KCMA) and the National Kitchen and Bath Association (NKBA). Echelon Cabinetry carries the ANSI/KCMA A161.1 quality assurance certification.

**NOTICE:** The product specifications appearing herein supersede and cancel all previous sheets, supplements and addenda, and represent current manufacturing standards and procedures. Echelon Cabinetry reserves the right to make specification changes for continued product improvement.

For aesthetic considerations the furniture and cabinet industries have made veneer on composite panel substrate the standard method of construction for raised panel-in-frame doors in some wood species. Within the Echelon Cabinetry product line, those species include oak, birch, and maple.

**NOTE:** Due to printing limitations, color pictures cannot be guaranteed to exactly match the actual cabinet material.



An **acpi** brand